


M F - 2 2 K Z

COMPACT EDGE BANDING





We Simplify and Optimize
your Manufacturing



MF-22KZ

AUTOMATIC CURVED EDGE BANDING MACHINE

- FUNCTION: SPECIAL SHAPE PANEL EDGE BANDING.
- APPLICATION: EDGE BANDING FOR PANEL FURNITURE FOR LINEAR AND CURVED PANEL.
- PANEL: MDF, ECOLOGICAL BOARD, SOLID WOOD BOARD, FIBERBOARD, PARTICLE BOARD, ETC.
- EDGE TAPE: SOLID WOOD, PVC, MELAMINE, VENEER.

WOTSO Group
Carretera de Vigo,74
32001 Ourense - Espanha

www.wotso.eu
geral@wotso.eu

MODEL	MF-22KZ
Motor power	4.5kw
Max. load panel weight	40kg
Work panel size (Rectangle panel)	150-1220mm
Work panel size (round panel)	200-2400mm
Working speed	Low speed 3500mm/min; High speed 7000mm/min
Air pressure	0.6Mpa
Worktable distance from floor	950mm
Overall dimensions	2275×1620×1580mm
Panel thickness	10-60mm
Weight	700kg

COMPONENTS	BRAND
PLC	Delta
Pneumatic components	AirTAC
Air switch	Siemens
Contactora	Siemens
Intermediate relay	Schneider
Travel switch	Honeywell(USA) Schneider (German)
Switch button	Siemens
Motors	Rundawords


Warranty

WOTSO offers a 12-month warranty for service issues that are not caused by operator errors. Service and support are available throughout the lifetime of a machine at fair and reasonable costs after the warranty term. All parts within the warranty are provided by the seller.

Touch Screen PLC




Edge feeding



Pre milling




Panel pressor




Glue regulation




Glue pot and structure



Edge excess scraping round panels



Vacuum structure



Edge excess scraping straight panels



Other colors available



We Simplify and Optimize Your Manufacturing

We Strive to Make Your Production **Smarter**,
Faster and More **Cost-efficient** with minimum human labor required.